

Signify Classified - Internal
Cooper Lighting Solutions Photometric Lab
1121 Highway 74 South
Peachtree City, GA 30269



Scaled data based on original data using
LM-79-08 Approved Method: Electrical and Photometric Measurements of Solid-
State Lighting Products

Test Report Prepared for
Cooper Lighting Solutions
(formerly Eaton)

Brand: STREETWORKS

Report Number: P867451

Luminaire Tested: **MEM2-HTN-SA-70-740-U-T1**

Issue Date: 08/21/2024

Test Information

Test Method: LM-79-08
Report Number: P867451
Test Lab: INNOVATION CENTER(G3)
Issue Date: 08/21/2024
Manufacturer: COOPER LIGHTING SOLUTIONS (FORMERLY EATON)
Product Line: STREETWORKS
Catalog Number: MEM2-HTN-SA-70-740-U-T1
Description: EPIC MODERN TALL HOUSING DISCRETE LED ARRAYS 70W 70CRI 4000K
FIXTURE w/ TYPE 1 DISTRIBUTION OPTIC
Light Source: (20) 4000K CCT, 70 CRI LEDS
Ballast/Driver: ELECTRONIC DRIVER

Summary

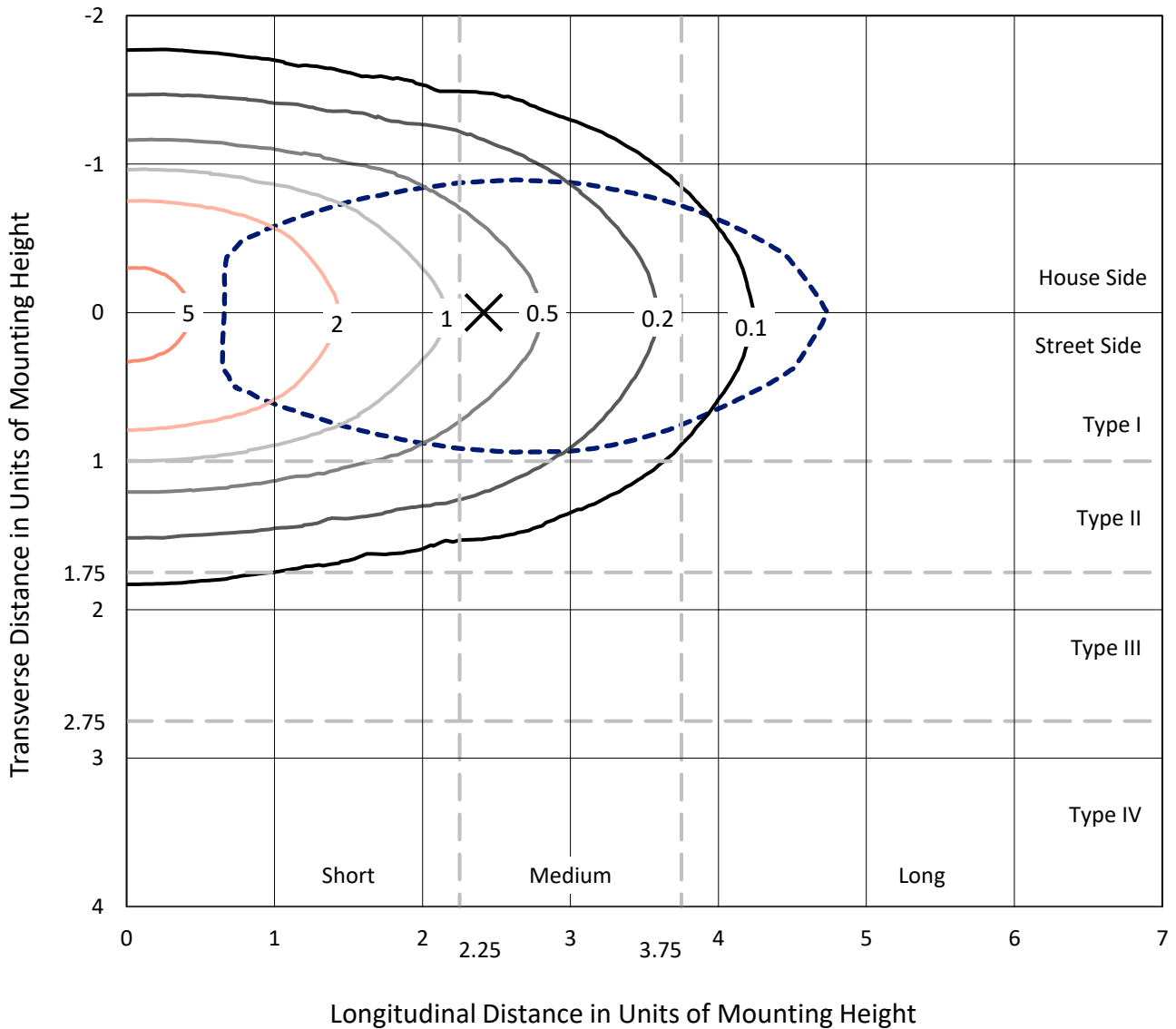
Lumens per Lamp: N/A
Luminaire Lumens: 9699.8 lumens
Efficiency: N/A
Efficacy: 159.0 lumens/watt
Luminous Opening: Rectangular (W 0.67' x L: 0.33' x H: 0')
IES Classification: Type I - Short
BUG Rating: B3 - U0 - G3

Input Watts (W): 61
Input Voltage (V): 120
Input Current (A_{in}): NR
Voltage Rise (V): NR
Power Factor: 0.99
Total Harmonic Distortion (THDi): 9.89%
Frequency (hertz): 60
Stabilization Time: NR
Operation Time: NR
Ambient Temperature (°C): NR
Test Distance: 24 FT

REPORT NUMBER: P867451
 CATALOG NUMBER: MEM2-HTN-SA-70-740-U-T1

Iso-Footcandle Lines of Horizontal Illumination

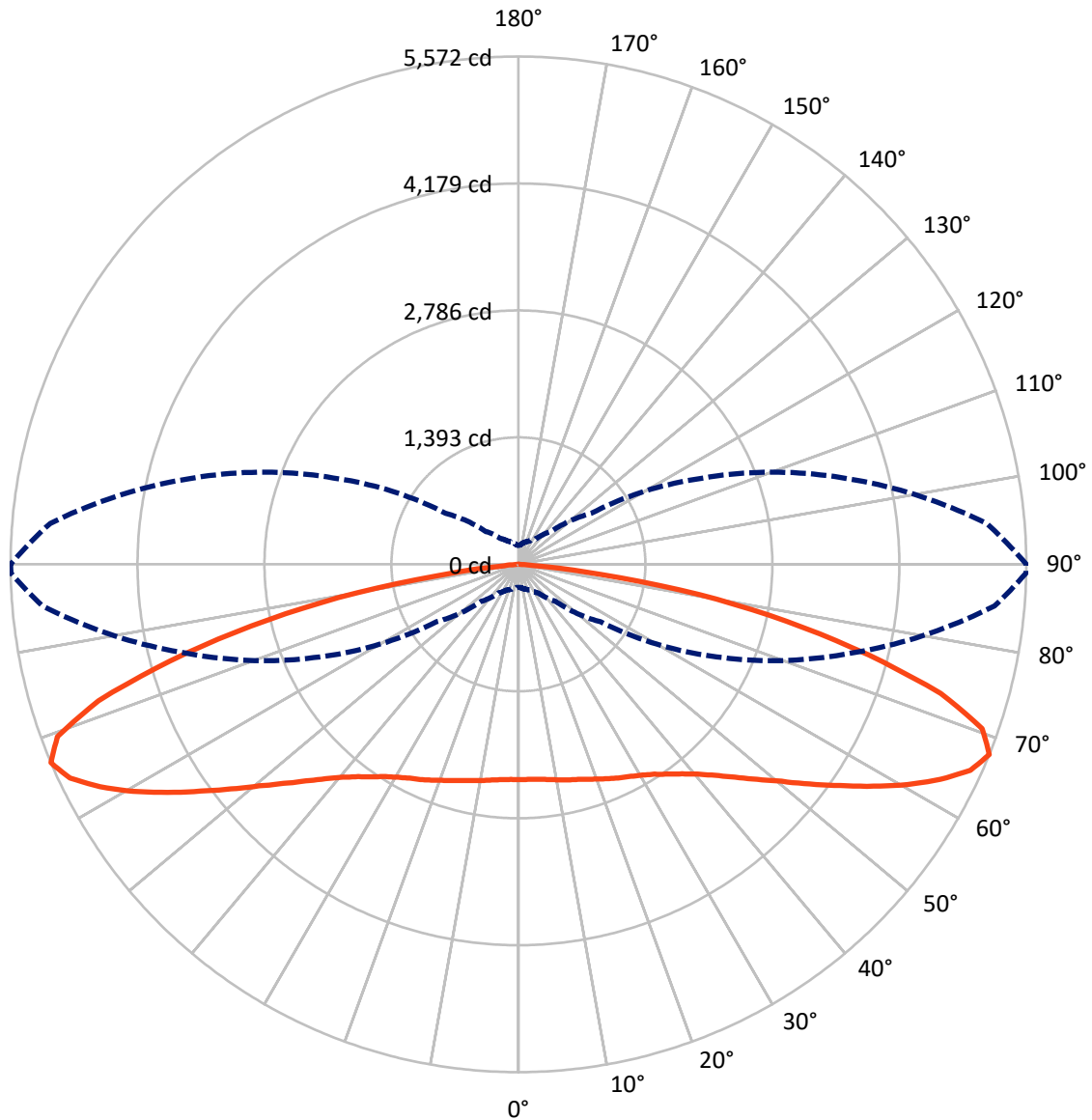
✕ Max cd
 - - - 1/2 Max cd



Based on 20 foot mounting height. Maximum calculated value = 5.9 fc
 Type I - Short - N/A

REPORT NUMBER: P867451
CATALOG NUMBER: MEM2-HTN-SA-70-740-U-T1

Luminous Intensity Polar Plot



— Vertical Plane Through 90-Deg Lateral - - - Horizontal Cone Through 67.5-Deg Vertical

REPORT NUMBER: P867451
 CATALOG NUMBER: MEM2-HTN-SA-70-740-U-T1

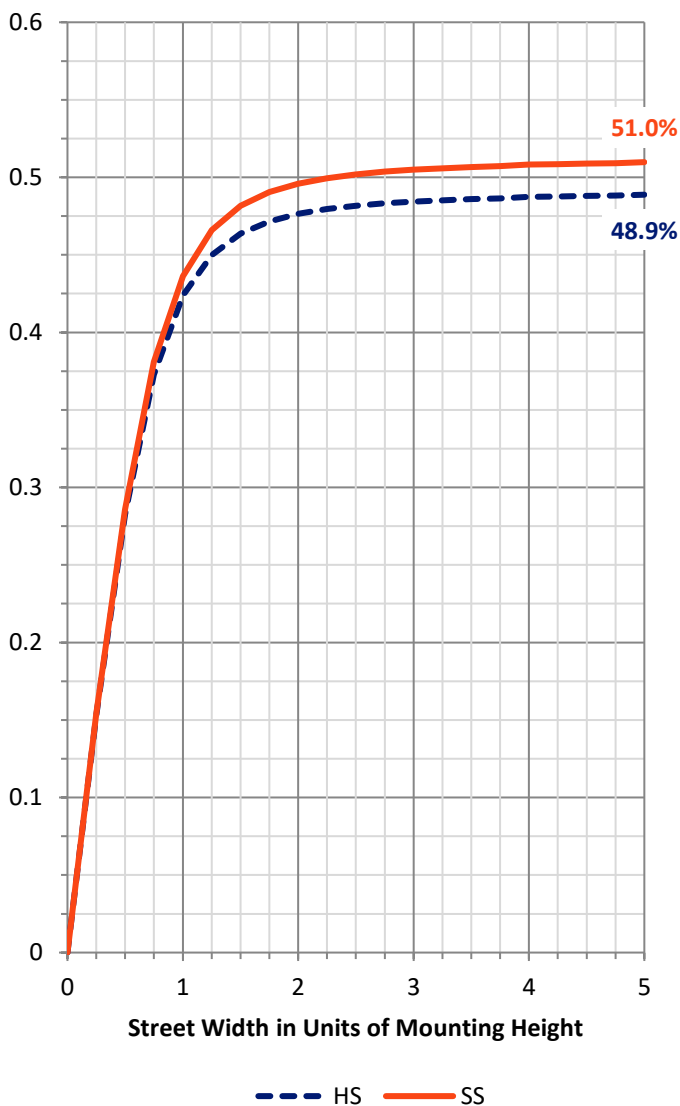
FLUX DISTRIBUTION:

		Downward	Upward	Total
House Side	Lumens	4763.8	0.0	4763.8
	% Fixture	49.1	0.0	49.1
Street Side	Lumens	4936.0	0.0	4936.0
	% Fixture	50.9	0.0	50.9
Total	Lumens	9699.8	0.0	9699.8
	% Fixture	100.0	0.0	100.0

ZONAL LUMENS:

Zone	Lumens	% Fixture
0°-10°	226.5	2.3
10°-20°	680.6	7.0
20°-30°	1126.5	11.6
30°-40°	1493.7	15.4
40°-50°	1684.1	17.4
50°-60°	1726.4	17.8
60°-70°	1630.6	16.8
70°-80°	1000.5	10.3
80°-90°	130.9	1.3
90°-100°	0.0	0.0
100°-110°	0.0	0.0
110°-120°	0.0	0.0
120°-130°	0.0	0.0
130°-140°	0.0	0.0
140°-150°	0.0	0.0
150°-160°	0.0	0.0
160°-170°	0.0	0.0
170°-180°	0.0	0.0
0°-90°	9699.8	100.0
0°-180°	9699.8	100.0

Coefficient of Utilization



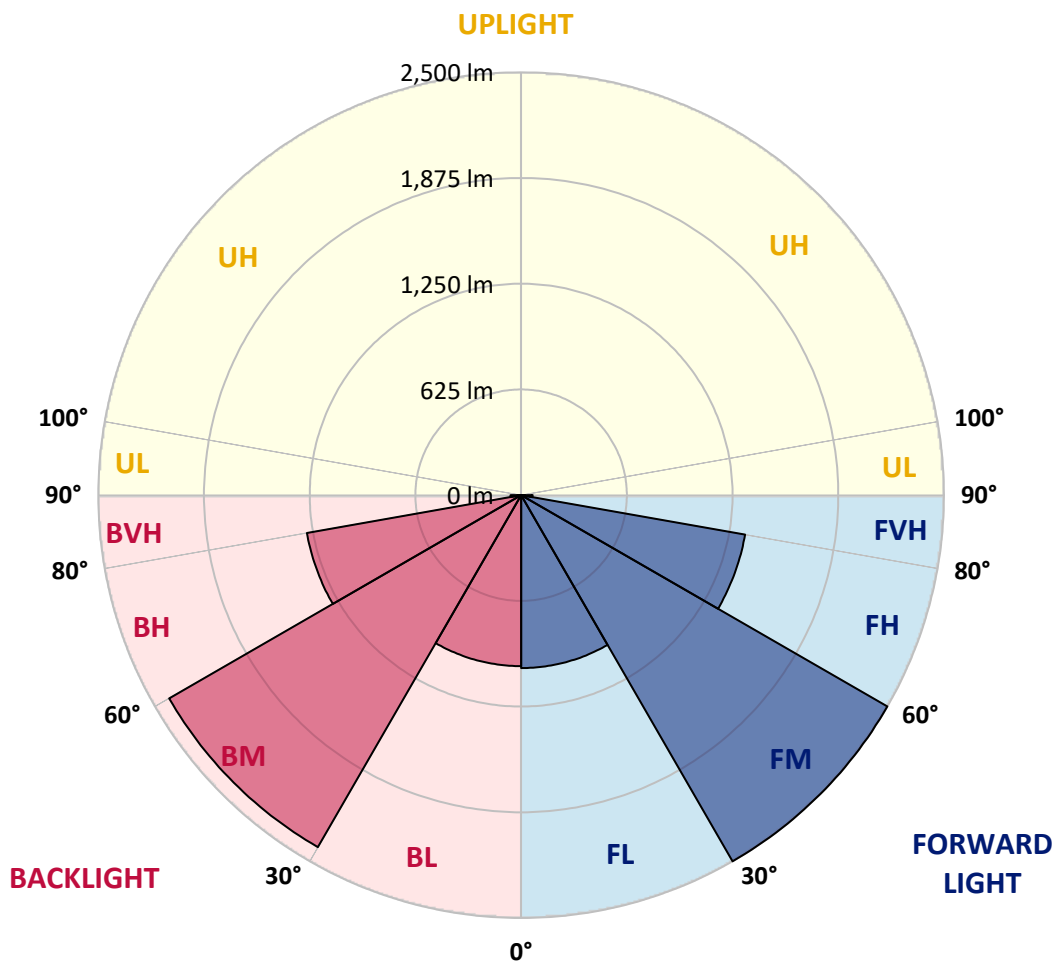
REPORT NUMBER: P867451
 CATALOG NUMBER: MEM2-HTN-SA-70-740-U-T1

LUMINAIRE CLASSIFICATION SYSTEM LUMEN TABLE AND BUG RATING:

Zone	Lumens	% Fixture	Zone Rating/Lumen Limit		
			B	U	G
FL (0°-30°)	1022.6	10.5			
FM (30°-60°)	2500.5	25.8			
FH (60°-80°)	1344.7	13.9			G1/1800
FVH (80°-90°)	68.2	0.7			G1/100
BL (0°-30°)	1011.0	10.4	B3/2500		
BM (30°-60°)	2403.7	24.8	B2/2500		
BH (60°-80°)	1286.4	13.3	B3/2500		G3/2500
BVH (80°-90°)	62.7	0.6			G1/100
UL (90°-100°)	0.0	0.0		U0/0	
UH (100°-180°)	0.0	0.0		U0/0	

BUG Rating: B3-U0-G3

Type I Short





REPORT NUMBER: P867451
 CATALOG NUMBER: MEM2-HTN-SA-70-740-U-T1

CANDELA DISTRIBUTION (FULL):

	0°	5°	15°	25°	35°	45°	55°	65°	75°	85°	89°
0°	2363.3	2363.3	2363.3	2363.3	2363.3	2363.3	2363.3	2363.3	2363.3	2363.3	2363.3
2.5°	2372.6	2372.6	2367.1	2357.7	2355.9	2357.7	2368.9	2363.3	2363.3	2365.2	2363.3
5°	2372.6	2372.6	2368.9	2359.6	2359.6	2359.6	2372.6	2367.1	2368.9	2370.8	2370.8
7.5°	2376.4	2376.4	2372.6	2365.2	2365.2	2365.2	2383.8	2380.1	2380.1	2385.7	2382.0
10°	2385.7	2382.0	2378.2	2380.1	2374.5	2383.8	2393.1	2395.0	2402.4	2406.2	2404.3
12.5°	2385.7	2382.0	2372.6	2383.8	2383.8	2396.9	2409.9	2417.3	2426.7	2426.7	2426.7
15°	2374.5	2370.8	2363.3	2382.0	2389.4	2406.2	2424.8	2436.0	2452.7	2452.7	2450.9
17.5°	2361.5	2355.9	2352.2	2380.1	2396.9	2419.2	2447.1	2462.0	2480.7	2482.5	2478.8
20°	2337.3	2335.4	2337.3	2374.5	2404.3	2436.0	2469.5	2490.0	2514.2	2521.6	2516.0
22.5°	2311.2	2311.2	2318.6	2368.9	2415.5	2458.3	2503.0	2529.1	2553.3	2560.7	2553.3
25°	2275.8	2275.8	2290.7	2350.3	2419.2	2482.5	2534.7	2570.1	2592.4	2599.9	2596.1
27.5°	2221.8	2221.8	2238.6	2313.1	2408.0	2501.2	2568.2	2609.2	2633.4	2640.8	2637.1
30°	2145.4	2141.7	2164.1	2257.2	2387.5	2521.6	2607.3	2650.1	2681.8	2687.4	2681.8
32.5°	2024.4	2030.0	2063.5	2180.8	2354.0	2534.7	2653.9	2704.1	2739.5	2750.7	2747.0
35°	1877.3	1886.6	1933.1	2084.0	2290.7	2532.8	2702.3	2763.7	2810.3	2825.2	2823.3
37.5°	1702.2	1715.2	1773.0	1949.9	2195.7	2504.9	2747.0	2830.8	2892.2	2910.9	2914.6
40°	1510.4	1523.4	1597.9	1793.5	2067.2	2439.7	2773.1	2907.1	2989.1	3026.3	3031.9
42.5°	1307.4	1329.7	1419.1	1609.1	1912.6	2335.4	2773.1	2981.6	3082.2	3151.1	3156.7
45°	1111.8	1130.5	1238.5	1424.7	1746.9	2201.3	2741.4	3056.1	3208.8	3328.0	3324.3
47.5°	942.4	947.9	1046.6	1234.7	1562.5	2048.6	2676.2	3123.2	3342.9	3501.2	3534.8
50°	767.3	780.3	864.1	1050.4	1374.4	1881.0	2566.3	3166.0	3480.8	3721.0	3763.8
52.5°	644.4	646.2	709.6	880.9	1178.9	1678.0	2434.1	3177.2	3613.0	3959.4	4011.5
55°	525.2	534.5	588.5	717.0	990.8	1478.7	2262.8	3160.4	3734.0	4190.3	4287.2
57.5°	450.7	452.6	491.7	594.1	836.2	1266.4	2072.8	3104.6	3834.6	4445.5	4568.4
60°	387.4	387.4	417.2	495.4	676.0	1059.7	1849.3	3005.9	3890.5	4719.2	4898.0
62.5°	337.1	338.9	365.0	422.8	562.4	875.3	1603.5	2851.3	3911.0	4983.7	5188.5
65°	305.4	307.3	322.2	361.3	463.7	711.4	1352.1	2663.2	3883.0	5181.1	5447.4
67.5°	253.3	255.1	281.2	311.0	385.5	571.7	1098.8	2402.4	3769.4	5242.5	5568.5
70°	193.7	199.3	234.7	266.3	320.3	456.3	843.6	2057.9	3497.5	5034.0	5369.2
72.5°	162.0	163.9	190.0	225.3	268.2	357.6	640.7	1620.3	3084.1	4495.7	4868.2
75°	141.5	143.4	158.3	190.0	223.5	286.8	445.1	1119.3	2460.2	3635.3	3976.1
77.5°	128.5	130.4	134.1	160.2	188.1	221.6	314.7	664.9	1735.7	2778.6	2957.4
80°	122.9	122.9	113.6	132.2	154.6	173.2	210.4	381.8	1113.7	1873.5	2016.9
82.5°	87.5	85.7	78.2	81.9	95.0	95.0	108.0	158.3	426.5	791.5	858.5
85°	5.6	5.6	9.3	11.2	16.8	22.3	27.9	37.2	108.0	147.1	152.7
87.5°	1.9	1.9	1.9	1.9	1.9	3.7	3.7	3.7	5.6	7.4	7.4
90°	0.0	0.0	0.0	0.0	0.0	0.0	0.0	0.0	0.0	0.0	0.0



REPORT NUMBER: P867451

CATALOG NUMBER: MEM2-HTN-SA-70-740-U-T1

CANDELA DISTRIBUTION (continued):

	90°	95°	105°	115°	125°	135°	145°	155°	165°	175°	180°
0°	2363.3	2363.3	2363.3	2363.3	2363.3	2363.3	2363.3	2363.3	2363.3	2363.3	2363.3
2.5°	2361.5	2363.3	2363.3	2367.1	2370.8	2368.9	2367.1	2370.8	2365.2	2354.0	2352.2
5°	2368.9	2368.9	2367.1	2370.8	2374.5	2370.8	2367.1	2367.1	2363.3	2352.2	2350.3
7.5°	2383.8	2382.0	2382.0	2382.0	2382.0	2376.4	2370.8	2367.1	2361.5	2350.3	2344.7
10°	2404.3	2402.4	2400.6	2398.7	2389.4	2383.8	2374.5	2368.9	2361.5	2348.4	2344.7
12.5°	2426.7	2422.9	2419.2	2421.1	2402.4	2385.7	2376.4	2363.3	2357.7	2328.0	2322.4
15°	2449.0	2443.4	2441.6	2434.1	2415.5	2391.3	2372.6	2354.0	2335.4	2307.5	2298.2
17.5°	2478.8	2475.1	2463.9	2456.5	2430.4	2396.9	2368.9	2342.8	2318.6	2285.1	2279.5
20°	2514.2	2510.5	2499.3	2484.4	2450.9	2409.9	2370.8	2329.8	2300.0	2260.9	2251.6
22.5°	2553.3	2547.7	2538.4	2521.6	2478.8	2430.4	2376.4	2322.4	2277.7	2233.0	2227.4
25°	2594.3	2590.5	2581.2	2557.0	2510.5	2450.9	2376.4	2296.3	2240.4	2201.3	2184.5
27.5°	2633.4	2631.5	2620.3	2592.4	2544.0	2465.8	2359.6	2253.5	2179.0	2126.8	2115.6
30°	2683.7	2679.9	2666.9	2635.2	2581.2	2475.1	2326.1	2180.8	2087.7	2030.0	2013.2
32.5°	2745.1	2741.4	2722.8	2683.7	2625.9	2476.9	2277.7	2087.7	1964.8	1903.3	1882.8
35°	2827.1	2819.6	2795.4	2748.8	2668.8	2458.3	2192.0	1968.5	1817.7	1737.6	1709.6
37.5°	2916.5	2907.1	2875.5	2817.8	2698.6	2408.0	2070.9	1808.4	1637.0	1542.0	1521.5
40°	3026.3	3013.3	2964.9	2884.8	2709.7	2320.5	1935.0	1644.5	1462.0	1357.7	1333.5
42.5°	3164.2	3141.8	3063.6	2959.3	2687.4	2201.3	1773.0	1475.0	1266.4	1169.6	1164.0
45°	3329.9	3294.5	3177.2	3031.9	2639.0	2052.3	1601.6	1285.0	1085.8	990.8	966.6
47.5°	3525.4	3482.6	3309.4	3087.8	2544.0	1899.6	1417.3	1100.7	918.1	821.3	802.7
50°	3741.5	3700.5	3449.1	3119.5	2441.6	1720.8	1236.6	936.8	754.3	674.2	674.2
52.5°	4004.1	3911.0	3583.2	3123.2	2285.1	1523.4	1063.4	776.6	633.2	562.4	547.5
55°	4283.4	4173.6	3704.2	3089.7	2123.1	1342.8	877.2	646.2	519.6	469.3	456.3
57.5°	4594.4	4426.8	3791.8	3022.6	1918.2	1145.4	731.9	532.6	437.7	396.7	391.1
60°	4907.3	4691.3	3843.9	2909.0	1700.3	962.8	609.0	445.1	376.2	346.4	340.8
62.5°	5197.8	4907.3	3847.6	2743.3	1488.0	802.7	499.1	383.6	333.4	311.0	311.0
65°	5449.3	5088.0	3784.3	2530.9	1218.0	644.4	411.6	324.1	290.5	266.3	260.7
67.5°	5572.2	5156.9	3672.6	2240.4	975.9	510.3	346.4	281.2	249.6	212.3	208.6
70°	5399.0	4957.6	3385.8	1867.9	754.3	406.0	288.7	240.2	208.6	176.9	173.2
72.5°	4845.9	4426.8	2922.0	1447.1	568.0	327.8	240.2	204.9	171.3	154.6	150.9
75°	3965.0	3681.9	2309.3	996.4	396.7	257.0	201.1	173.2	145.3	137.8	136.0
77.5°	3009.6	2737.7	1687.3	623.9	271.9	201.1	171.3	147.1	126.6	132.2	128.5
80°	2009.5	1884.7	1121.1	353.8	182.5	147.1	130.4	108.0	96.8	111.7	108.0
82.5°	912.6	864.1	527.0	154.6	81.9	63.3	44.7	33.5	26.1	24.2	27.9
85°	152.7	134.1	37.2	16.8	9.3	5.6	3.7	3.7	1.9	1.9	1.9
87.5°	7.4	5.6	5.6	3.7	1.9	1.9	1.9	1.9	1.9	0.0	0.0
90°	0.0	0.0	0.0	0.0	0.0	0.0	0.0	0.0	0.0	0.0	0.0

LM-79-2019: Approved Method: Electrical and Photometric Measurements of Solid-
State Lighting Products

Report Prepared for

Cooper Lighting Solutions

Streetworks

Report Number: SP1-2407-157-5

Test Date: 08/07/2024

Luminaire Tested: MEM2-HTN-SA-40-740-U-5WQ-2

Data in this report applies to families of products including MEM2-HTN-SA-40-740-U-5WQ-2

Test Information

Test Method: LM-79-2019
 Report Number: SP1-2407-157-5
 Test Lab: COOPER LIGHTING SOLUTIONS
 Photometer: SP1 - 76IN SPHERE
 Measurement Geometry: 4π
 Issue Date: 08/20/2024
 Manufacturer: COOPER LIGHTING SOLUTIONS
 Product Line: Streetworks
 Catalog Number: **MEM2-HTN-SA-40-740-U-5WQ-2**
 Description: Epic Modern Light Square 40W 5WQ Optic and Flare Trim

Spectral Parameters

CCT (K): 3915
 CIE u': 0.2262
 CIE v': 0.5044
 Duv: 0.0010
 CIE x: 0.3850
 CIE y: 0.3816
 CIE z: 0.2334
 Peak Wavelength (nm): 449
 Dominant Wavelength (nm): 578
 Purity: 30.05482
 R_f: 73.2
 R_g: 93.9

CRI (Ra):	71.0		
R1:	67.6	R9:	-38.4
R2:	78.3	R10:	48.9
R3:	87.1	R11:	65.3
R4:	69.7	R12:	40.4
R5:	67.4	R13:	69.3
R6:	69.3	R14:	92.6
R7:	79.7	R15:	59.9
R8:	48.7		



Test Conditions

Stabilization Time: 21M
 Operation Time: 1H 21M
 Sphere Temperature (°C): 24.2

REPORT NUMBER: SP1-2407-157-5

Measurement and Test Equipment			
Instrument	Identification Number	Calibration Date	Calibration Due Date
Photometer	IN0058	6/18/2024	12/18/2024
Power Meter	INXT2011004	2/8/2024	2/8/2025
AC Power Source	IN0063	10/24/2023	10/24/2024
DC Power Source	IN0208	10/24/2023	10/24/2024
Sphere Thermometer	IN0085	10/24/2023	10/24/2024
Room Thermometer	IN0046	10/24/2023	10/24/2024

REPORT NUMBER: SP1-2407-157-5

CIE 1931 Chromaticity Diagram



CIE 1931 Chromaticity Diagram with 2017 ANSI 7-Step and 4-Step Quadrangles



Point lies inside the ANSI 4000K 4-step quadrangle

REPORT NUMBER: SP1-2407-157-5

Photopic Flux vs. Wavelength



Photopic Lumens: NR

λ (nm)	Power W [^] /nm	Lumens (φ/nm)	λ (nm)	Power W [^] /nm	Lumens (φ/nm)	λ (nm)	Power W [^] /nm	Lumens (φ/nm)	λ (nm)	Power W [^] /nm	Lumens (φ/nm)	λ (nm)	Power W [^] /nm	Lumens (φ/nm)
360	0	NR	490	112	NR	620	618	NR	750	15	NR	880	0	NR
365	0	NR	495	153	NR	625	563	NR	755	13	NR	885	0	NR
370	0	NR	500	216	NR	630	510	NR	760	11	NR	890	0	NR
375	0	NR	505	291	NR	635	456	NR	765	9	NR	895	0	NR
380	0	NR	510	366	NR	640	407	NR	770	8	NR	900	0	NR
385	0	NR	515	436	NR	645	359	NR	775	7	NR	905	0	NR
390	0	NR	520	492	NR	650	316	NR	780	6	NR	910	0	NR
395	2	NR	525	536	NR	655	277	NR	785	5	NR	915	0	NR
400	4	NR	530	567	NR	660	240	NR	790	4	NR	920	0	NR
405	7	NR	535	596	NR	665	208	NR	795	4	NR	925	0	NR
410	12	NR	540	619	NR	670	179	NR	800	3	NR	930	0	NR
415	25	NR	545	644	NR	675	154	NR	805	3	NR	935	0	NR
420	51	NR	550	671	NR	680	133	NR	810	3	NR	940	0	NR
425	100	NR	555	701	NR	685	114	NR	815	2	NR	945	0	NR
430	180	NR	560	735	NR	690	98	NR	820	2	NR	950	0	NR
435	315	NR	565	768	NR	695	83	NR	825	2	NR	955	0	NR
440	514	NR	570	798	NR	700	71	NR	830	1	NR	960	0	NR
445	828	NR	575	825	NR	705	61	NR	835	1	NR	965	0	NR
450	992	NR	580	843	NR	710	52	NR	840	1	NR	970	0	NR
455	652	NR	585	848	NR	715	44	NR	845	1	NR	975	0	NR
460	382	NR	590	844	NR	720	38	NR	850	1	NR	980	0	NR
465	282	NR	595	826	NR	725	32	NR	855	1	NR	985	0	NR
470	180	NR	600	800	NR	730	28	NR	860	1	NR	990	0	NR
475	119	NR	605	762	NR	735	24	NR	865	1	NR	995	0	NR
480	101	NR	610	719	NR	740	20	NR	870	1	NR	1000	0	NR
485	98	NR	615	669	NR	745	17	NR	875	0	NR			

REPORT NUMBER: SP1-2407-157-5

Scotopic Flux vs. Wavelength



Scotopic Lumens: NR

S/P: 1.49

λ (nm)	Power W [^] /nm	Lumens (φ/nm)	λ (nm)	Power W [^] /nm	Lumens (φ/nm)	λ (nm)	Power W [^] /nm	Lumens (φ/nm)	λ (nm)	Power W [^] /nm	Lumens (φ/nm)	λ (nm)	Power W [^] /nm	Lumens (φ/nm)
360	0	NR	490	112	NR	620	618	NR	750	15	NR	880	0	NR
365	0	NR	495	153	NR	625	563	NR	755	13	NR	885	0	NR
370	0	NR	500	216	NR	630	510	NR	760	11	NR	890	0	NR
375	0	NR	505	291	NR	635	456	NR	765	9	NR	895	0	NR
380	0	NR	510	366	NR	640	407	NR	770	8	NR	900	0	NR
385	0	NR	515	436	NR	645	359	NR	775	7	NR	905	0	NR
390	0	NR	520	492	NR	650	316	NR	780	6	NR	910	0	NR
395	2	NR	525	536	NR	655	277	NR	785	5	NR	915	0	NR
400	4	NR	530	567	NR	660	240	NR	790	4	NR	920	0	NR
405	7	NR	535	596	NR	665	208	NR	795	4	NR	925	0	NR
410	12	NR	540	619	NR	670	179	NR	800	3	NR	930	0	NR
415	25	NR	545	644	NR	675	154	NR	805	3	NR	935	0	NR
420	51	NR	550	671	NR	680	133	NR	810	3	NR	940	0	NR
425	100	NR	555	701	NR	685	114	NR	815	2	NR	945	0	NR
430	180	NR	560	735	NR	690	98	NR	820	2	NR	950	0	NR
435	315	NR	565	768	NR	695	83	NR	825	2	NR	955	0	NR
440	514	NR	570	798	NR	700	71	NR	830	1	NR	960	0	NR
445	828	NR	575	825	NR	705	61	NR	835	1	NR	965	0	NR
450	992	NR	580	843	NR	710	52	NR	840	1	NR	970	0	NR
455	652	NR	585	848	NR	715	44	NR	845	1	NR	975	0	NR
460	382	NR	590	844	NR	720	38	NR	850	1	NR	980	0	NR
465	282	NR	595	826	NR	725	32	NR	855	1	NR	985	0	NR
470	180	NR	600	800	NR	730	28	NR	860	1	NR	990	0	NR
475	119	NR	605	762	NR	735	24	NR	865	1	NR	995	0	NR
480	101	NR	610	719	NR	740	20	NR	870	1	NR	1000	0	NR
485	98	NR	615	669	NR	745	17	NR	875	0	NR			

REPORT NUMBER: SP1-2407-157-5

Melanopic Flux vs. Wavelength



Melanopic Lumens: NR

M/P: 2.88

λ (nm)	Power W [^] /nm	Lumens (φ/nm)	λ (nm)	Power W [^] /nm	Lumens (φ/nm)	λ (nm)	Power W [^] /nm	Lumens (φ/nm)	λ (nm)	Power W [^] /nm	Lumens (φ/nm)	λ (nm)	Power W [^] /nm	Lumens (φ/nm)
360	0	NR	490	112	NR	620	618	NR	750	15	NR	880	0	NR
365	0	NR	495	153	NR	625	563	NR	755	13	NR	885	0	NR
370	0	NR	500	216	NR	630	510	NR	760	11	NR	890	0	NR
375	0	NR	505	291	NR	635	456	NR	765	9	NR	895	0	NR
380	0	NR	510	366	NR	640	407	NR	770	8	NR	900	0	NR
385	0	NR	515	436	NR	645	359	NR	775	7	NR	905	0	NR
390	0	NR	520	492	NR	650	316	NR	780	6	NR	910	0	NR
395	2	NR	525	536	NR	655	277	NR	785	5	NR	915	0	NR
400	4	NR	530	567	NR	660	240	NR	790	4	NR	920	0	NR
405	7	NR	535	596	NR	665	208	NR	795	4	NR	925	0	NR
410	12	NR	540	619	NR	670	179	NR	800	3	NR	930	0	NR
415	25	NR	545	644	NR	675	154	NR	805	3	NR	935	0	NR
420	51	NR	550	671	NR	680	133	NR	810	3	NR	940	0	NR
425	100	NR	555	701	NR	685	114	NR	815	2	NR	945	0	NR
430	180	NR	560	735	NR	690	98	NR	820	2	NR	950	0	NR
435	315	NR	565	768	NR	695	83	NR	825	2	NR	955	0	NR
440	514	NR	570	798	NR	700	71	NR	830	1	NR	960	0	NR
445	828	NR	575	825	NR	705	61	NR	835	1	NR	965	0	NR
450	992	NR	580	843	NR	710	52	NR	840	1	NR	970	0	NR
455	652	NR	585	848	NR	715	44	NR	845	1	NR	975	0	NR
460	382	NR	590	844	NR	720	38	NR	850	1	NR	980	0	NR
465	282	NR	595	826	NR	725	32	NR	855	1	NR	985	0	NR
470	180	NR	600	800	NR	730	28	NR	860	1	NR	990	0	NR
475	119	NR	605	762	NR	735	24	NR	865	1	NR	995	0	NR
480	101	NR	610	719	NR	740	20	NR	870	1	NR	1000	0	NR
485	98	NR	615	669	NR	745	17	NR	875	0	NR			

Summary

$R_f = 73.2$
 $R_g = 93.9$
 $CIE R_a = 71.0$
 $R_g = -38.4$



Color Vector Graphics



Individual Sample Fidelity Index ($R_{f,i}$)

CES01 = 85	CES26 = 61	CES51 = 88	CES76 = 50
CES02 = 61	CES27 = 88	CES52 = 87	CES77 = 69
CES03 = 30	CES28 = 81	CES53 = 77	CES78 = 53
CES04 = 70	CES29 = 65	CES54 = 84	CES79 = 81
CES05 = 47	CES30 = 81	CES55 = 83	CES80 = 78
CES06 = 50	CES31 = 69	CES56 = 73	CES81 = 77
CES07 = 40	CES32 = 60	CES57 = 72	CES82 = 91
CES08 = 39	CES33 = 76	CES58 = 73	CES83 = 89
CES09 = 29	CES34 = 70	CES59 = 85	CES84 = 86
CES10 = 74	CES35 = 83	CES60 = 89	CES85 = 77
CES11 = 57	CES36 = 91	CES61 = 81	CES86 = 71
CES12 = 63	CES37 = 79	CES62 = 85	CES87 = 76
CES13 = 42	CES38 = 92	CES63 = 72	CES88 = 80
CES14 = 74	CES39 = 96	CES64 = 64	CES89 = 70
CES15 = 71	CES40 = 91	CES65 = 61	CES90 = 79
CES16 = 46	CES41 = 93	CES66 = 57	CES91 = 74
CES17 = 49	CES42 = 80	CES67 = 54	CES92 = 57
CES18 = 56	CES43 = 76	CES68 = 63	CES93 = 74
CES19 = 72	CES44 = 99	CES69 = 73	CES94 = 51
CES20 = 65	CES45 = 85	CES70 = 55	CES95 = 65
CES21 = 86	CES46 = 82	CES71 = 48	CES96 = 76
CES22 = 78	CES47 = 86	CES72 = 83	CES97 = 84
CES23 = 92	CES48 = 77	CES73 = 45	CES98 = 75
CES24 = 91	CES49 = 80	CES74 = 93	CES99 = 62
CES25 = 72	CES50 = 88	CES75 = 51	



Color Rendition by Hue-Angle Bin



Measure Comparisons



(END OF REPORT)